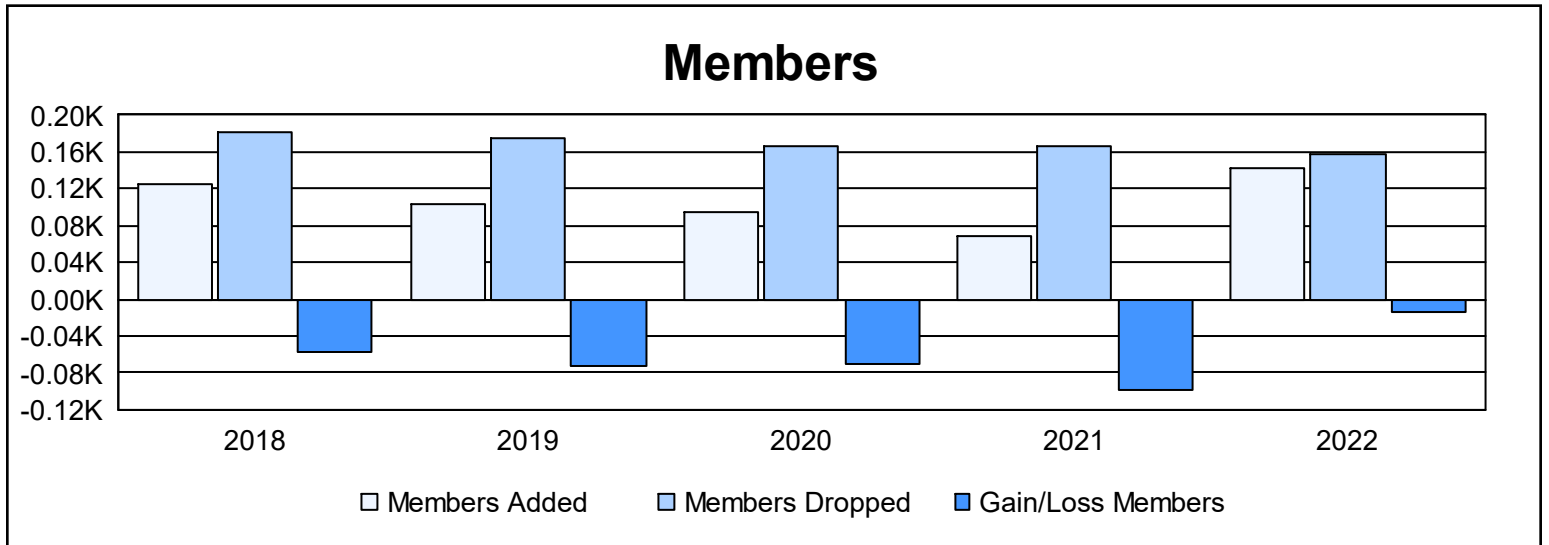
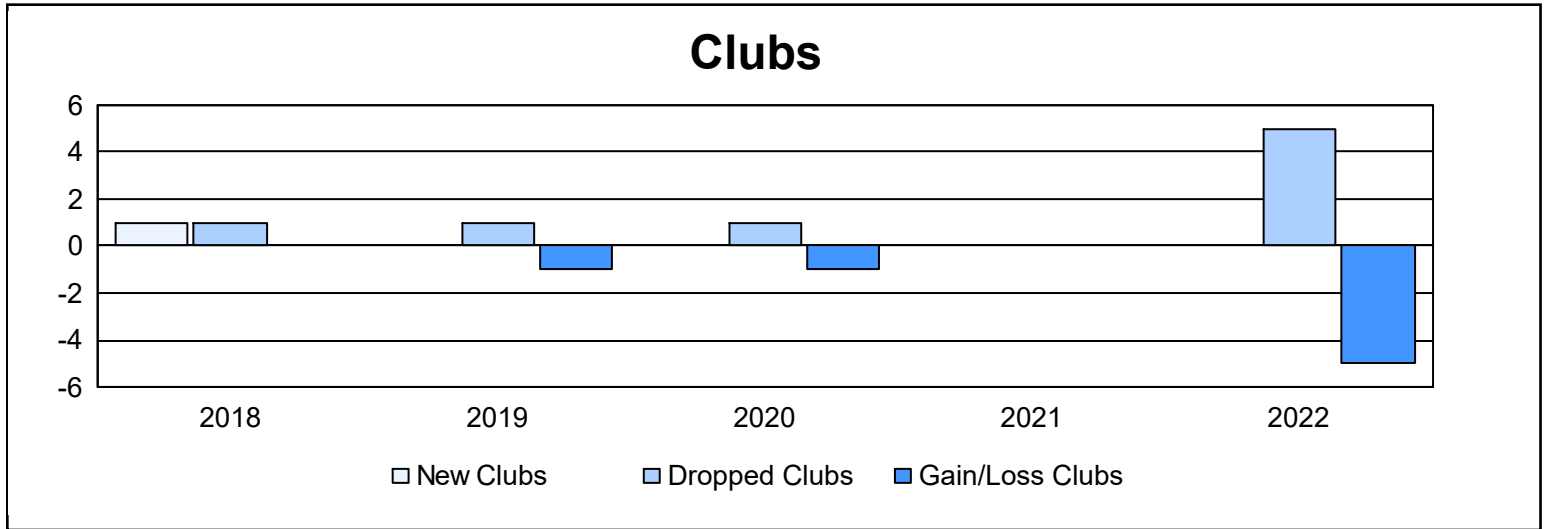
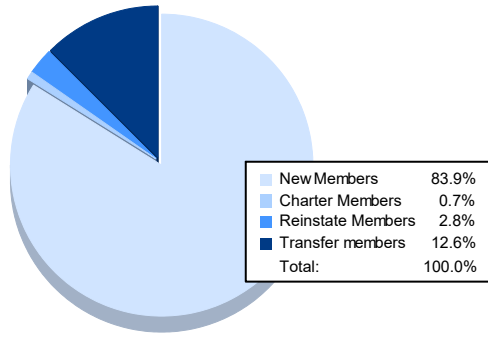


| Year | New Clubs | Dropped Clubs | Gain/ Loss Clubs | New Members | Charter Members | Reinstate Members | Transfer Members | Total Member Added | Total Members Dropped | Gain/ Loss Members |
|----------------|-----------|---------------|------------------|-------------|-----------------|-------------------|------------------|--------------------|-----------------------|--------------------|
| 2017-2018 | 1 | 1 | 0 | 92 | 21 | 1 | 10 | 124 | 182 | -58 |
| 2018-2019 | 0 | 1 | -1 | 89 | 3 | 4 | 7 | 103 | 176 | -73 |
| 2019-2020 | 0 | 1 | -1 | 82 | 1 | 6 | 6 | 95 | 166 | -71 |
| 2020-2021 | 0 | 0 | 0 | 48 | 1 | 3 | 16 | 68 | 166 | -98 |
| 2021-2022 | 0 | 5 | -5 | 120 | 1 | 4 | 18 | 143 | 158 | -15 |
| Average | 0 | 2 | -1 | 86 | 5 | 4 | 11 | 107 | 170 | -63 |



Membership Composition June 2022 Cumulative



Gender Composition June 2022 Cumulative

